



ACCESSORI VARI

ACCESSORIES

SIFONI / PILETTE

SIPHONS / WASTE



art. 281H

Piletta CLICK-CLACK quadra con troppo pieno, raccordo classico Ø 50, 1"1/4.

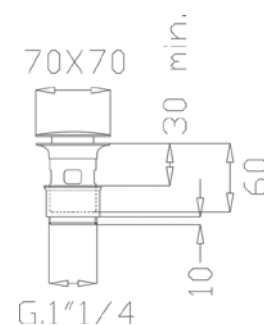
Square CLICK-CLACK waste with overflow, Ø 50 mm, 1"1/4.

art. 281H/S

Idem c.s. senza troppo pieno.

Ditto without overflow.

Cromo - Chrome



art. 281G

Piletta CLICK-CLACK tonda con troppo pieno, raccordo classico Ø 50, 1"1/4.

Round CLICK-CLACK waste with overflow, Ø 50 mm, 1"1/4.

art. 281G/S

Idem c.s. senza troppo pieno.

Ditto without overflow.

Cromo - Chrome

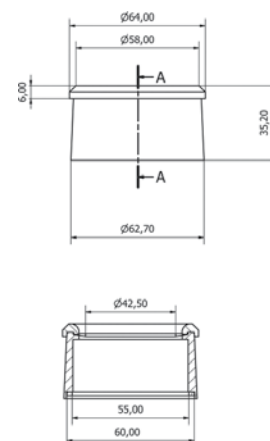


art. 281D

Distanziale 1"1/4 ABS cromato per lavabi in cristallo o acciaio.

1" 1/4 ABS chrome spacer ring for crystal and steel washbasin.

Cromo - Chrome



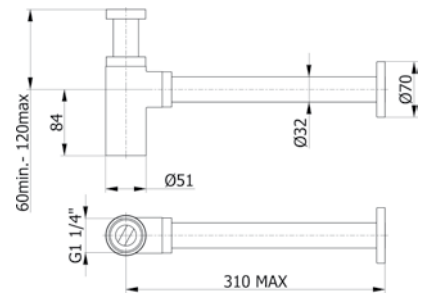


art. 890

Sifone minimalista per lavabo senza piletta 1"1/4.

Smart trap for basin without waste 1"1/4.

Cromo - Chrome

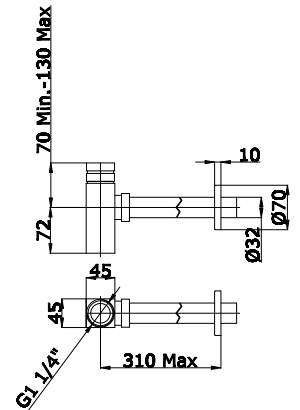


art. 891

Sifone quadro per lavabo senza piletta 1"1/4.

Square trap for basin without waste 1"1/4.

Cromo - Chrome



art. 910

Sifone rapido per scarico lavatrice e lavastoviglie, innesto a muro 32 mm.

Quick trap for washing machine and dishwasher outlet.

Cromo - Chrome



art. 913B

Sifone a bottiglia senza piletta con tubo 20 cm.

Bottle trap without drain with 20 cm pipe.

1" Cromo - Chrome
1" 1/4 Cromo - Chrome

art. 915B



Sifone a "S" senza piletta con
tubo 20 cm.

S-like trap without drain with 20 cm pipe.

1" Cromo - Chrome
1" 1/4 Cromo - Chrome

art. 917B



Sifone a "U" senza piletta con tubo 20 cm.

U-like trap without drain with 20 cm pipe.

1" Cromo - Chrome
1" 1/4 Cromo - Chrome

art. 546



Morsetto per wc.

Rubber clamp gasket for WC.

47x26-30-32
57x26-30-32
62x26-30-32

art. 242A



Colonna vasca con sifone 1/2" in plastica.

Bathtub rail with plastic pipe and 1/2" trap.

Cromo - Chrome



art. 282A

Scarico saltarello sabbiato ottone cromato.

Brass sandblasted pop-up waste.

1" Cromo - Chrome
1" 1/4 Cromo - Chrome



art. 282C

Scarico saltarello sabbiato ottone/inox cromato.

Brass/Stainless steel sandblasted pop-up waste.

1" Cromo - Chrome
1" 1/4 Cromo - Chrome



art. 282D

Scarico saltarello sabbiato zama cromato.

Zync alloy sandblasted pop-up waste.

1" 1/4 Cromo - Chrome



art. 271

Tappo ø 33 mm per scarico saltarello 1".

Plug ø 33 mm for pop-up waste 1".

Cromo - Chrome

art. 272

Tappo ø 39 mm per scarico saltarello 1"1/4.

Plug ø 39 mm for pop-up waste 1"1/4.

Cromo - Chrome

ACCESSORI / RICAMBI

ACCESSORIES / SPARE PARTS



art. 2510B

Cartuccia Ø 40 alta.

Cartridge Ø 40 high.



art. 2510

Cartuccia Ø 40 bassa.

Cartridge Ø 40 low.



art. 3298B

Cartuccia Ø 35 alta.

Cartridge Ø 35 high.



art. 3298

Cartuccia Ø 35 bassa.

Cartridge Ø 35 low.



art. 3598

Cartuccia Ø 25 bassa.

Cartridge Ø 25 cm low.



art. 8098

Cartuccia Ø 40 bassa
DUO ECO.

Cartridge Ø 40 low
DUO ECO.



art. 8598B

Cartuccia Ø 35 alta
DUO ECO.

Cartridge Ø 35 high
DUO ECO.



art. 8598

Cartuccia Ø 35 bassa
DUO ECO.

Cartridge Ø 35 low
DUO ECO.



art. 2520

Vitone 1/2" bagno olio
broccia 8x20.

1/2" oil-bathed auger
8x20 broach.



art. 2530

Vitone 3/8" per rubinetto.

3/8" auger for taps.



art. 2530B

Idem c.s 18x19.

Ditto 18x19.



art. 2540DX

Vitone ceramico destro 90° -
1/2".

Ceramic auger right 90° - 1/2".

art. 2540SX

Vitone ceramico sinistro 90° -
1/2".

Ceramic auger left 90° - 1/2".



art. 2540A

Vitone ceramico 90° - 3/4".

Ceramic auger 90° - 3/4".



art. 2540B

Vitone ceramico 180°
destro - 1/2".

Ceramic auger 180°
right - 1/2".



art. 631

Snodo M 24x1 M-F.

Swivel connector M 24x1 M-F.

Cromo - Chrome
Oro - Gold



art. 628

Aeratore femmina M22x1.

Aerator female thread M22x1.

Cromo - Chrome
Oro - Gold



art. 629

Aeratore maschio
M 24x1.

Aerator male thread M 24x1.

Cromo - Chrome
Oro - Gold



art. 629 BIS

Aeratore maschio
M 28x1.

Aerator male thread
M 28x1.

Cromo - Chrome
Oro - Gold



art. 2512A

Flessibile inox M10x1
con dado 3/8" o 1/2".

Stainless steel flexible pipe
M10x1 with 3/8" nut or 1/2".



art. 2512B

Flessibile inox con
prolunga M10x1 con dado 3/8"
o 1/2".

Stainless steel flexible pipe
with extension M10x1 with 3/8" or
1/2" nut.



art. 2511

Tubetto in rame Ø 10 filetto
M10x1 con oring L. 35 cm

Soft copper pipe Ø10 thread M10x1
with o-ring L. 35 cm.

Cromo - Chrome
Bronzo - Bronze
Oro - Gold

art. 4144

Prolunga 30 mm per incasso
doccia cartuccia Ø 40.

30 mm extension for shower
built in mixer ø 40 mm.

art. 4145

Prolunga 30 mm per incasso doccia cartuccia Ø 35.

30 mm extension for shower built in mixer ø 35 mm.



art. 217

Kit fissaggio a due tiranti M6.

Fixing set with 2 screws M6.

art. 219

Kit fissaggio a un tirante M8.

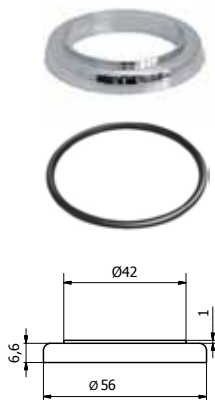
Fixing set with screw M8.



art. 231

Basetta ABS.

ABS pad.



art. 277

Coprighiera ABS cromata
Ø 40mm, M37x1.5

ABS chrome plated ring
Ø 40 mm, thread M37x1.5.



art. 279

Coprighiera ABS cromata
Ø 46mm, 42x19 fil.

ABS chrome plated ring Ø 46 mm,
thread 42x19 fil.




art. 284

Tappo copriforo.

Hole cover.

Cromo - Chrome



art. 625B

Curvetta in tubo 1/2" Ø 10.

Bent pipe with 1/2" Ø 10.

Cromo - Chrome





art. 614

Raccordo porta gomma giallo.

Yellow brass hose connection tap.

1/2"
3/4"
1"



art. 615

Raccordo porta gomma nichelato.

Nickeled brass hose connection tap.

1/2"
3/4"
1"



art. 616

Riduzione in ottone cromata.

Chrome plated brass hose connection tap.

3/8" - 1/2"
Cromo - Chrome



art. 617

Riduzione in ottone giallo.

Yellow brass nipples.

3/8" - 3/8"
1/2" - 1/2"



art. 618

Riduzione in ottone cromato.

Chrome brass reduction.

3/8" - 3/8"
1/2" - 1/2"



art. 807

Campanina in acciaio
Ø 10-12-14 mm.

Steel cap. Ø 10-12-14 mm.

Ø 10 Cromo - Chrome
Ø 12 Cromo - Chrome
Ø 14 Cromo - Chrome



art. 4122

Deviatore per lavello 3093E.

Diverter for sink mixer 3093E.

Cromo - Chrome



art. 807B

Campanina in ottone
Ø10-12-14 mm.

Brass cap. Ø10-12-14 mm.

Cromo - Chrome
Oro - Gold



art. 809

Rosone inox per rubinetto
1/2"-3/8".

Stainless steel rosace for
tap 1/2"-3/8".

Cromo - Chrome



art. 809

Rosone inox per rubinetto
con esagono 1/2"-3/8".

Stainless steel rosace for
tap with exagonale 1/2"-3/8".

Cromo - Chrome



art. 809

Rosone ottone per rubinetto
cromato 1/2"-3/8".

Brass rosace for tap 1/2"-3/8".

Cromo - Chrome
Oro - Gold

G. 3/8" M



art. 624

Rubinetto vitone con filtro
e snodo 1/2 x 3/8".

G. 1/2" M
Angle valve with filter and
joint nut 1/2"x 3/8".



G. 1/2" M

art. 105

Rubinetto prolungato da
1/2" 150mm con maniglia
FURA.

Extended tap 1/2" 150
mm with FURA handle.

G. 3/8" M



art. 627

Rubinetto filtro a sfera con
snodo "SPEEDY" da 1/2" x
3/8", Ø 10,5 mm.

"SPEEDY" ball jointed filter
tap 1/2"-3/8", Ø 10,5 mm.

G. 1/2" M



G. 1/2" M

art. 113

Rubinetto 1/2" con
maniglia con 6 punte ABS e
portagomma.

Tap 1/2" with 6 P. ABS
handle and hose-holder.

G. 1/2" M



G. 3/4" M

art. 154B

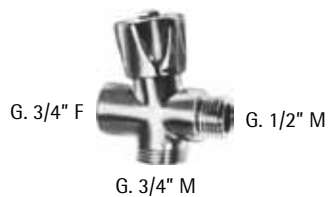
Rubinetto duplex 1/2" con
attacco canna e maniglia
ISCHIA.

Tap 1/2" with swivel spout and
ISCHIA handle.

art. 171

Rubinetto per attacco lavatrice
1/2" M - 1/2" F - 3/4" M.

Tap for washing machine 1/2" M -
1/2" F - 3/4" M.



art. 157

Rubinetto duplex 1/2"
con canna snodo.

Duplex tap 1/2" with swivel
spout and ISCHIA handle.



art. 180

Rubinetto per attacco
lavatrice 1/2" - 3/4".

Tap for washing-machine
1/2" - 3/4".



art. 189B

Rubinetto lavatrice a sfera
lucido cromato con rosone e
maniglia ABS.

Tap for washing-machine
with couple of spacer and
ABS handle.



art. 182

Rubinetto per attacco
lavatrice 1/2" - 3/4".

Tap for washing-machine
1/2" - 3/4".



art. 187

Distanziatore singolo 3/4"
con foro filetto 3/8".

Spacer with hole 3/4" ,
thread 3/8".



art. 185

Coppia distanziatori
retrogruppi 3/4" con foro
filetto 3/8".

Couple of spacer 3/4" ,
thread 3/8".



art. 186

Distanziatore singolo 3/4"
senza foro.

Spacer 3/4" without hole.



art. 240



Rubinetto da incasso 1/2" con tenuta estraibile con cappuccio chiuso.

Built-in tap with removable seal and closed brass tap.

art. 269



Eccentrico interasse 4 cm con rosone.

Eccentric with rosette interaxle spacing 4 cm.

art. 713



G. 1/2" M

G. 1/2" M

Rubinetto cromato per cassetta con maniglia ABS 1/2"-1/2" M-F.

Chrome plated cistern tap with ABS handle 1/2"-1/2" M-F.

G. 1/2" M



art. 715

Rubinetto cromato per cassetta con maniglia ABS 1/2"-1/2" M-F., con tubetto rame L.11 cm con dado 3/8".

Chrome plated cistern tap with ABS handle 1/2"-1/2" M-F. with copper pipe 11 cm and nut 3/8".

art. 714



G. 3/8" M

G. 1/2" M

Rubinetto cromato per cassetta con maniglia ABS 1/2"-3/8" M-M.

Chrome plated cistern tap with ABS handle 1/2"-3/8" M-M.

art. 304



Valvola a sfera da incasso a passaggio totale con maniglia.

Built-in full flow ball valve with handle.

1/2"
3/4"
1"

art. 306



Valvola a sfera da incasso a passaggio totale con cappuccio chiuso in ottone.

Built-in full flow ball valve with blind cap.

1/2"
3/4"
1"

art. 426



Rubinetto portagomma 1/2" a sfera con portagomma.

Ball hose bibcock.

1/2"
3/4"
1"

art. 701

Galleggiante a 5 coppie di aste in ottone.

5 split pins float valve in pressed brass.



3/8"
1/2"
3/4"
1"
1 1/4"
1 1/2"
2"

art. 609

Raccordo dritto per cassone con piletta.

Bin long straight fitting.



1/2"
3/4"
1"
1 1/4"

art. 620A

Flessibile inox M.F.-F.F da 1/2"-1/2" o 3/8"-3/8".

Stainless steel flexible M.F.-F.F 1/2"-1/2" or 3/8"-3/8".



CM 15
CM 20
CM 25
CM 30
CM 35
CM 40
CM 45
CM 50
CM 60

art. 622A

Flessibile inox con prolunga e rosone scorrevole M.F 1/2"-1/2" o 3/8"-3/8".

Stainless steel flexible M.F.-F.F 1/2"-1/2" or 3/8"-3/8" with rosette.



CM 20
CM 25
CM 30
CM 35
CM 40
CM 50
CM 60

art. 705

Sfera tonda in plastica ø 90 mm per galleggiante.

Plastic ball ø 90 mm with threaded brass part.



art. 706

Sfera piatta in plastica ø 90 mm.

Plastic flat ball ø 90 mm with threaded brass part.



art. 707

Sfera tonda in plastica per galleggiante per aste scorrevoli o con filetto 5/16.

Plastic ballast ball with sliding.



Ø 120
Ø 150
Ø 180
Ø 220

art. 712

Galleggiante "CATIS" con asta fissa cromata.

Noiseless float valve in pressed brass, CATIS type.



3/8"
1/2"

art. 711

Galleggiante tipo inglese BS con
tappo ottone LP, asta fissa.

Noiseless float valve in pressed brass,
English type.

1/2"
3/4"
1"



art. 431

Valvola a sfera F.F
passaggio totale.

Full flow ball valve F.F.

1/4"
1/2"
3/4"
1"
1" 1/4"



art. 432

Valvola a sfera M.F
passaggio totale.

Full flow ball valve M.F

1/4"
1/2"
3/4"
1"
1" 1/4"



art. 500

Valvola di ritegno EUROPA.

EUROPA check valve.

3/8"
1/2"
3/4"
1"
1" 1/4"
1" 1/2"
2"
2" 1/2"
3"
4"



art. 504

Valvola di ritegno YORK.

YORK check valve.

3/4"
1"
1" 1/4"
1" 1/2"
2"
2" 1/2"



art. 502

Filtro acciaio per valvole.

Strainer for EUROPA, YORK,
check valve.

3/8"
1/2"
3/4"
1"
1" 1/4"
1" 1/2"
2"
2" 1/2"
3"



art. 600

Raccordo per porta gomma
maschio.

Brass hose connection M.

1/4"x10
3/8"x10
1/2"x10
1/4"x14
3/8"x14
1/2"x14
3/4"x20
1"x25
1"x30
1" 1/2"x40
2"x50



art. 601

Raccordo per porta gomma
femmina.

Brass hose connection F.

1/2"x10
3/8"x14
1/2"x14
3/4"x20
1"x25
1"x30
1" 1/4"x35



art. 608

Raccordo dritto per cassone.

Bin long straight fitting.



3/8"
1/2"
3/4"
1"
1" 1/4"
1" 1/2"
2"

art. 506

Valvola a clapet sede gomma o metallo.

Clapet ball valve.



3/8"
1/2"
3/4"
1"
1" 1/4"
1" 1/2"
2"

art. 808

Tappo in ottone con rosone e vite cromata.

Brass flug with rosette and screw.



3/8"
1/2"

art. 811

Vite di fissaggio per lavabo. (conf. 2pz. 120 mm).

Fixing kit for washbasin.



art. 814

Vite di fissaggio con dado ranella tassello in plastica (conf. 4pz. Ø 6, 7mm).

Fixing kit for ceramic.



art. 911

Riduzione moplen.

Moplen reduction.

1"1/4"M-1"1/2"F
1"1/2"M-1"1/4"F



art. 929

Tubo flessibile allungabile da 320 a 780 mm. con ghiera in plastica

Flexible plug in with abs nut, 320-780 mm.



1"1/2"x40
1"1/4"x32
1"x32

art. 929B

Tubo flessibile allungabile da 320 a 780 mm. con ghiera in ottone.

Flexible plug in with brass nut, 320-780 mm.



1"1/2"x40
1"1/4"x32
1"x32



art. 435

Valvola a sfera F.F mini.

Mini ball valve F.F.

1/4"
3/8"
1/2"



art. 436

Valvola a sfera M.F mini.

Mini ball valve M.F

1/4"
3/8"
1/2"
3/4"



art. 440

Valvola regolabile di
sicurezza per scaldabagno.

Security valve.

1/2"



art. 932

Rosone in plastica per art. 929.

Plastic rosette.

1" 1/4"x40
1" 1/2"x32